



ROCK BUCKETS & ADD-ON GRAPPLE



54" Rock Buckets for

Skid Steer Quick Attach-Orange
(1RBKT-SSQA-O)

and for John Deere Quick Attach-Green
(1RBKT-JDQA)



EMPOWER YOUR TRACTOR

Fits John Deere Quick Attach Loaders (Green) & Skid Steer Quick Attach for SAE J2513 Loaders (Black or Orange)

ARTILLIAN ROCK BUCKET BENEFITS

Engineered with a high strength-to-weight ratio

Wear resistant powder coating

No added weight to reduce lift capacity

Tines and side plates have serrated edges for ripping

Built from AR400 steel plate and structural steel tubing

2" tine spacing, most soil and small objects pass through

SSQA - Orange – 204 lbs. | SSQA - Black – 204 lbs.
JDQA – 190 lbs. | Grapple – 70 lbs. each

ARTILLIAN QUALITY ACCESSORIES

DIVERTER KITS

Add a third hydraulic circuit to your loader for operating our Grapple, Plow Adapters or other hydraulic loader attachments of your choosing.



UNIVERSAL CANOPY

Lightweight ROPS-Mount Aluminum canopy features integrated handles with quick-release latch for easy removal. Turn the canopy to the rear-facing position for shade while operating the backhoe.



HYDRAULIC SPLITTER MANIFOLDS

Double or Triple configurations of our Grapple require one of these manifolds to split the hydraulic fluid to each cylinder.





ROCK BUCKETS & ADD-ON GRAPPLE

Tine Spacing: 2"

Tines: 3/8" AR400

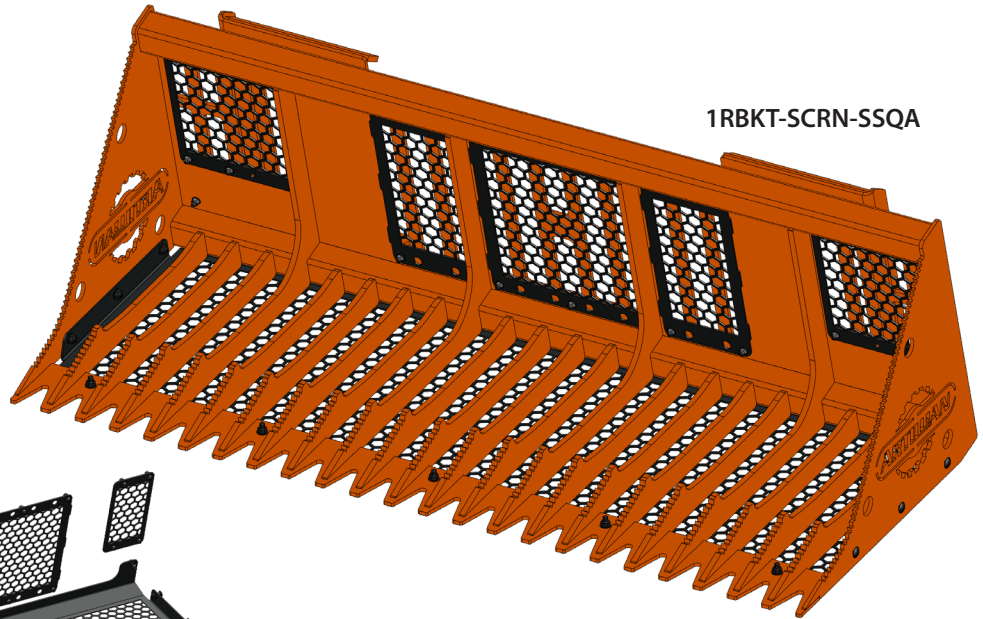
Capacity: 2,000 Lbs.

Tooth Bar: 1/4" AR400

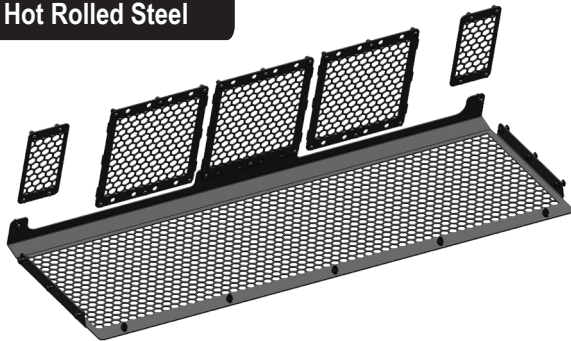
Tractors: under 40 HP

Tubing: ASTM A500 Structural Steel

Side & Mounting Plates: 1/4" Hot Rolled Steel



1RBKT-SCRN-SSQA



1RBKT-SCRN-JDQA

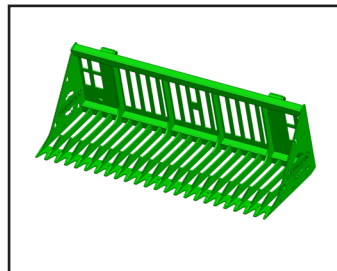
54" Rock Bucket for Skid Steer Quick Attach - Orange

Shown with optional Sift Screen Attachment JDQA & SSQA fitment available

ROCK BUCKET ADD-ON GRAPPLE



PROVIDES CLAMPING FORCE FOR PULLING LARGE STONES OUT OF THE GROUND, WHILE PREVENTING THEM FROM ROLLING OUT OF THE BUCKET.



54" Rock Bucket for John Deere Quick Attach - Green

Weight: ~190 Lbs.
Inside Width: ~54"
Inside Height: ~16"
Inside Depth: 22"
Green Powder Coat



54" Rock Bucket for Skid Steer Quick Attach - Black

Weight: ~204 Lbs.
Inside Width: ~54"
Inside Height: ~16"
Inside Depth: 22"
Orange Powder Coat or Black Powder Coat

AUTHORIZED DEALER

(PN: 1RBKT)